

# Pistons

## Inspection

1. Check the piston for distortion or cracks.

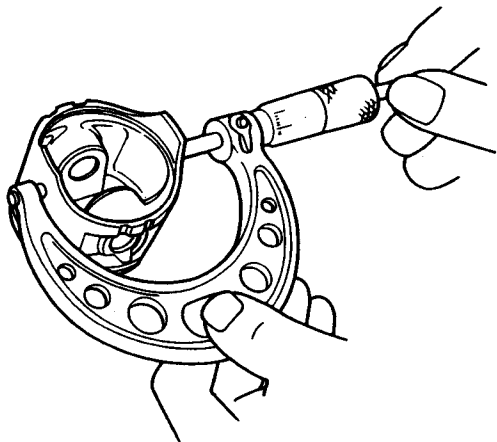
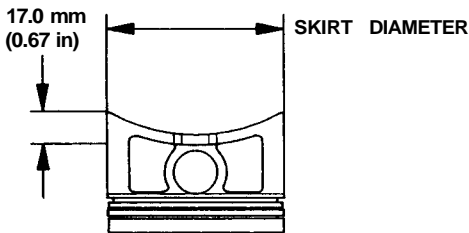
NOTE: If cylinder is bored, an oversized piston must be used.

2. Measure piston diameter at a point 17.0 mm (0.67 in) from bottom of skirt.

NOTE: There are two standard-size pistons (No letter (A) or B). The letter is stamped on the top of the piston. These letters are also stamped on the block as cylinder bore sizes.

Piston Diameter

	Standard (New)	Service Limit
No Letter (A)	89.980 — 89.990 mm (3.5425 — 3.5429 in)	89.970 mm (3.5421 in)
B	89.970 — 89.980 mm (3.5421 — 3.5425 in)	89.960 mm (3.5417 in)

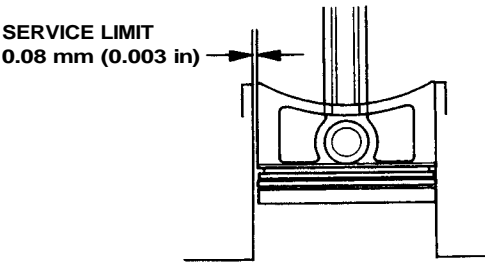


3. Calculate difference between cylinder bore diameter on page 7-13 and piston diameter.

### Piston-to-Block Clearance

Standard (New): 0.02 — 0.04 mm  
(0.001 — 0.002 in)

Service Limit: 0.08 mm (0.003 in)



### Oversize Piston Diameter

0.25: 90.220 — 90.230 mm (3.5520 — 3.5524 in)

0.50: 90.470 — 90.480 mm (3.5618 — 3.5622 in)